



مركز الإحصاء
STATISTICS CENTRE



Final Population Estimates

Mid-year 2011

Contents

Foreword.....	1
Introduction.....	2
Key Statistics	3
Statistical Tables.....	9
Glossary.....	15
Technical Notes	17
Release Information.....	18

Figures

Figure 1: Population Estimates by Citizenship, Gender, Abu Dhabi Emirate, mid-year 2011	3
Figure 2: Population Estimates, Abu Dhabi Emirate, mid-years 1995 to 2011	4
Figure 3: Population Estimates by Citizenship, Abu Dhabi Emirate, mid-years 1995 to 2011	4
Figure 4: Population Estimates by Gender, Abu Dhabi Emirate, mid-years 1995 to 2011	5
Figure 5: Population Estimates by Region, Abu Dhabi Emirate, mid-year 2011	6
Figure 6: Age and Gender Population Pyramid for citizens by 5-Year Age Groups, Abu Dhabi Emirate, mid-year 2011.....	7
Figure 7: Age and Gender Population Pyramid for Non-citizens by 5-Year Age Groups, Abu Dhabi Emirate, mid-year 2011.....	8

Foreword

The Statistics Centre - Abu Dhabi, is committed to produce accurate and reliable population estimates under the supervision of the Executive Council of the Emirate of Abu Dhabi and the directives of His Highness General Sheikh Mohammed bin Zayed Al Nahyan, Crown Prince of Abu Dhabi, Deputy Supreme Commander of the Armed Forces and Chairman of the Executive Council.

The Statistics Centre - Abu Dhabi is a relatively new entity, having been established under Law No. (7) for the year 2008, issued by His Highness Sheikh Khalifa bin Zayed Al Nahyan, President of the UAE and Ruler of the Emirate of Abu Dhabi, May Allah protect him. The Centre has the ambition to improve the quality, consistency and accuracy of population estimates by continually refining methods and data quality in collaboration with Emirate and Federal Government entities.

This report is part of a planned regular series of population estimate publications. It is intended to produce and revise estimates biannually so decision makers always have reliable population data to support policy and service delivery. Updates will be based on new data on births, deaths and migration of usual residents received from our partner entities, particularly Health Authority of Abu Dhabi, Ministry of Interior and UAE Identity Authority.

The mid-year population estimates are essential for a range of important statistics. Mid-year population estimates are used as denominators for rates and ratios in many key statistical indicators. They are also used as a base to calculate other population statistics.

Key users include Abu Dhabi Emirate government departments and municipalities, academia and private users in health and real estate. The population estimates are used for planning and monitoring, service delivery, resource allocation and managing the economy

We envisage that the provision of accurate and reliable population estimates on a regular basis will provide a contribution to building this nation and developing services for its people.

Butti Ahmed Mohammed Bin Butti Al Qubaisi

Director General

Introduction

The population estimates are produced for the 2011 mid-year reference date (30 June). No new information is expected that would affect these population estimates, and the population estimates for mid-year 2011 in this publication are therefore final. (See Glossary for more information on the terminology of preliminary, revised and final population estimates.) These final population estimates are a revision to the preliminary estimates. These final estimates are an update, and replace, the preliminary estimates published in the 2012 Statistical Yearbook.

This publication presents the key information shown by the final 2011 mid-year population estimates. It provides information about the size and structure of the population in Abu Dhabi Emirate and its three regions at 30 June 2011. The population estimates are calculated for regions, but not for statistical districts, statistical sectors or smaller areas. This publication also describes the terminology, definitions and methods used to calculate the population estimates.

The mid-year estimates refer to the population on 30 June of the reference year. The reference year for the population estimates in this publication is 2011.

Population Estimates are prepared for Abu Dhabi Emirate and its three Regions. The regions of the Abu Dhabi Emirate are Abu Dhabi Region, Al Ain Region and Al Gharbia.

The regional division of Abu Dhabi Emirate was changed in 2011. Previously the Emirate consisted of four regions. (See Technical Notes)

The mid-year population estimates are for the usual resident population, which includes:

- All UAE citizens who usually reside in Abu Dhabi Emirate, whether currently resident in Abu Dhabi or away from the Emirate for any length of time.
- Non-citizens who are resident in Abu Dhabi Emirate at the reference date and have been or intend to be residents for 6 months or more.

(For more details see Census De Jure population in Glossary)

The population estimates are produced using interpolation and extrapolation techniques. (See Technical Notes)

The mid-year population estimates are essential for a range of important statistics. Mid-year population estimates are used as denominators for rates and ratios in many key statistical indicators. They are also used as a base to calculate other population statistics. Mid-year population estimates are also used for weighting of survey estimates. Key users include Abu Dhabi Emirate government departments and municipalities, academia and private users in health and real estate. The population estimates are used for planning and monitoring, service delivery, resource allocation and managing the economy.

Key Statistics

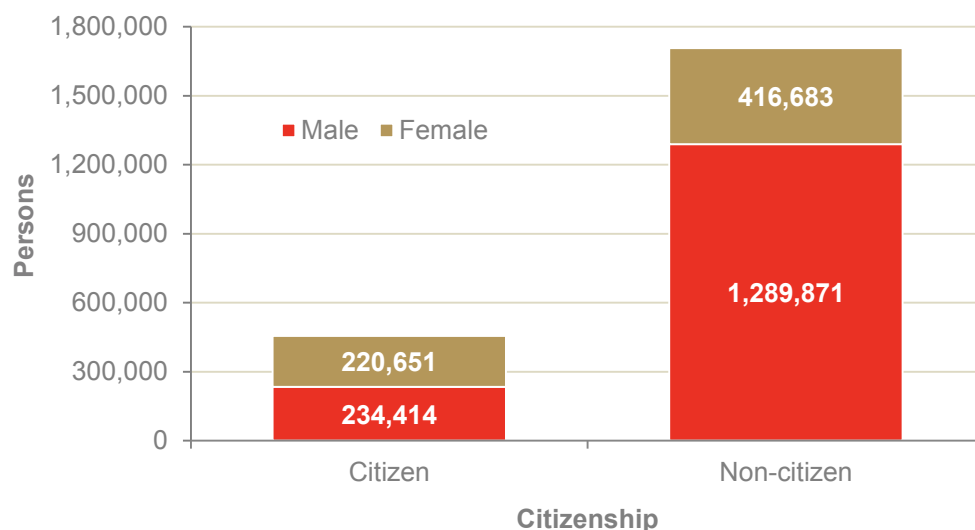
Final Estimated Resident Population, mid-year 2011

The resident population of the Abu Dhabi Emirate was 2,161,619 people at mid-year 2011. Compared with the population of 1,374,200 people in 2005, the average annual population growth in the six years to 30 June 2011 is estimated to be 7.8%

The citizen population in the Abu Dhabi Emirate is 455,065. There are more United Arab Emirate (UAE) citizens in the Abu Dhabi Emirate than in any other Emirate. More than 46% of UAE citizens live in Abu Dhabi Emirate¹.

The majority of the Abu Dhabi Emirate population are non-citizens. About 78.9% of the total population are non-citizens, and 21.1% are citizens of the UAE.

Figure 1: Population Estimates by Citizenship, Gender, Abu Dhabi Emirate, Mid-year 2011



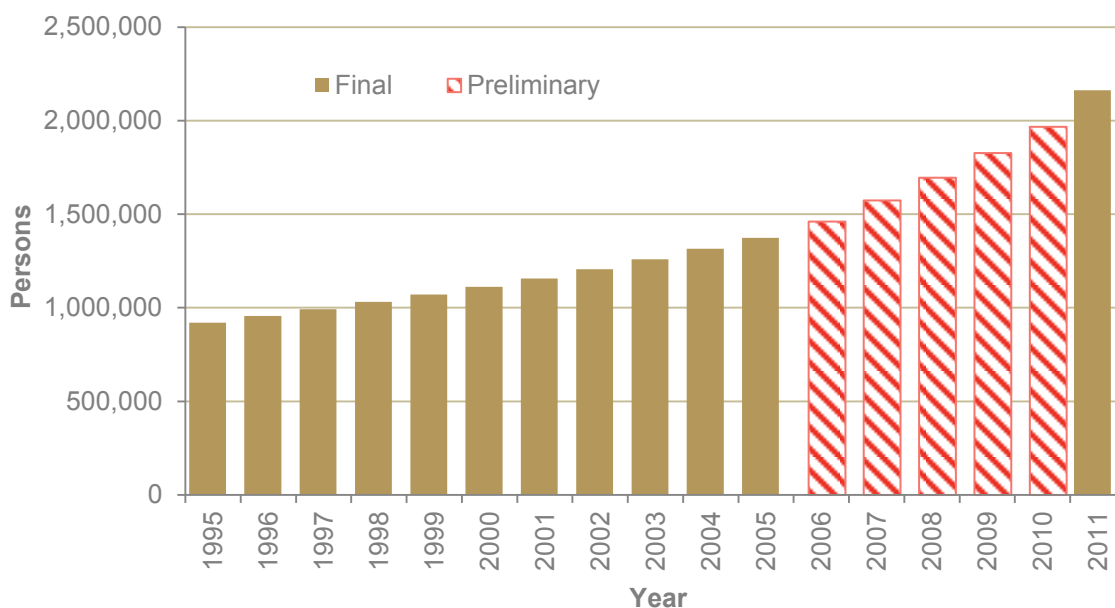
Source: Statistics Centre – Abu Dhabi, Population Estimates, mid-year 2011, Final

Population Change Over Time

The population in Abu Dhabi is growing rapidly. The final mid-year 2011 population estimates show that the population of the Emirate is 2,161,619 people, compared with the population of 920,300 people in 1995 and 1,374,200 people in 2005. The average annual population growth rate between 1995 and 2011 was 5.5%. The population growth rate has also increased. Between 1995 and 2005 the Emirate had an average annual growth rate of 4.1%, and between 2005 and 2011 the average annual growth rate was 7.8%.

¹ The estimated share is based on National Bureau of Statistics population estimates for mid-year 2010 extrapolated to 2011

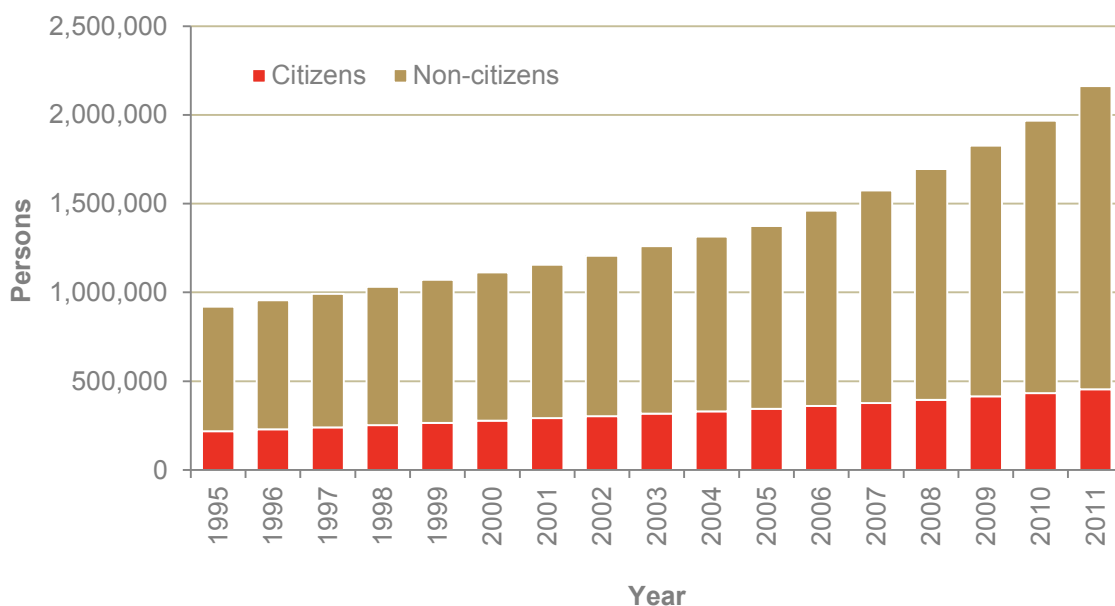
Figure 2: Population Estimates, Abu Dhabi Emirate, Mid-years 1995 to 2011



Source: Statistics Centre – Abu Dhabi, Population Estimates, mid-year 2011, Final

The citizen population has been increasing at 4.8% per annum from 2005 to 2011. By comparison, the growth in the non-citizen population has been at 8.8%. The fast average annual growth rate of the citizen population is mostly due to natural increase but also a net gain of migration from other Emirates. The even faster average annual growth rate of the non-citizen population is due to a very large number of migrants coming to work in the Abu Dhabi Emirate.

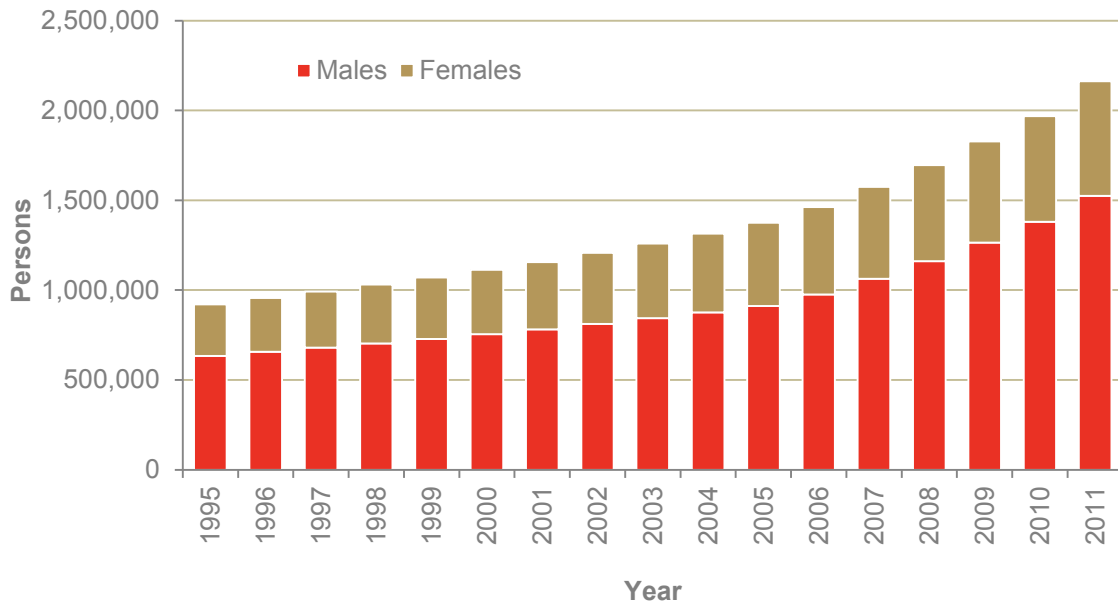
Figure 3: Population Estimates by Citizenship, Abu Dhabi Emirate, Mid-years 1995 to 2011



Source: Statistics Centre – Abu Dhabi, Population Estimates, mid-year 2011, Final

The large growth in the non-citizen population also leads to large growth in the numbers of males. Since 2005 the male population has been growing at 8.9% per annum while the female population has grown at 5.5% per annum.

Figure 4: Population Estimates by Gender, Abu Dhabi Emirate, Mid-years 1995 to 2011



Source: Statistics Centre – Abu Dhabi, Population Estimates, mid-year 2011, Final

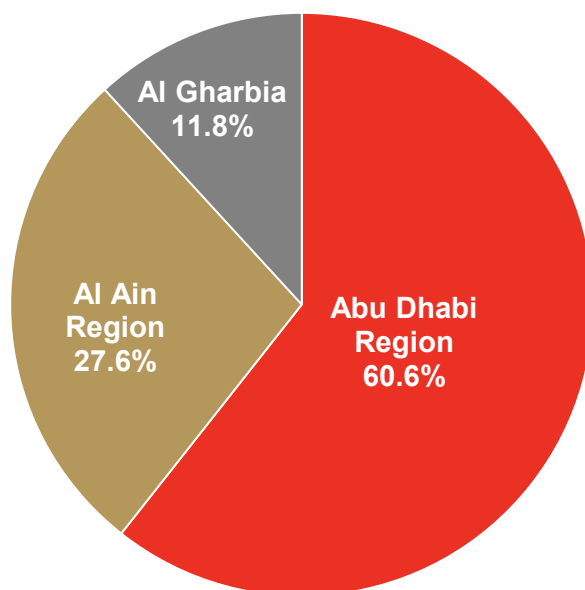
Population in Regions

Abu Dhabi Region has the largest population of the three regions in the Emirate. The estimated population in Abu Dhabi Region for mid-year 2011 is 1,310,485 people (60.6%), Al Ain Region 595,845 people (27.6%), and Al Gharbia 255,289 people (11.8%), making the total mid-year population 2,161,619 residents of the Abu Dhabi Emirate.

Al Ain Region has the largest proportion of citizens with 31.2% citizens, having 186,005 citizens and 409,840 non-citizens. Abu Dhabi Region has 18.4% citizens, with 241,476 citizens and 1,069,009 non-citizens. Al Gharbia has 10.8% citizens, with 27,584 citizens and 227,705 non-citizens. The population of Abu Dhabi Region is much larger than the population of the other two regions, and more than half of the Emirati citizens of Abu Dhabi Emirate (53.1%) live in the Abu Dhabi Region.

Al Gharbia has the most male dominated population, with 58.8% for citizens and 91.9% for non-citizens. In Abu Dhabi Region and Al Ain Region the gender distribution is more even, with 51.4% and 50.6% males in the citizen population, respectively. The proportion of males in the non-citizen population in Abu Dhabi Region and Al Ain Region is 73.8% and 71.2%, respectively.

Figure 5: Population Estimates by Region, Abu Dhabi Emirate, mid-year 2011



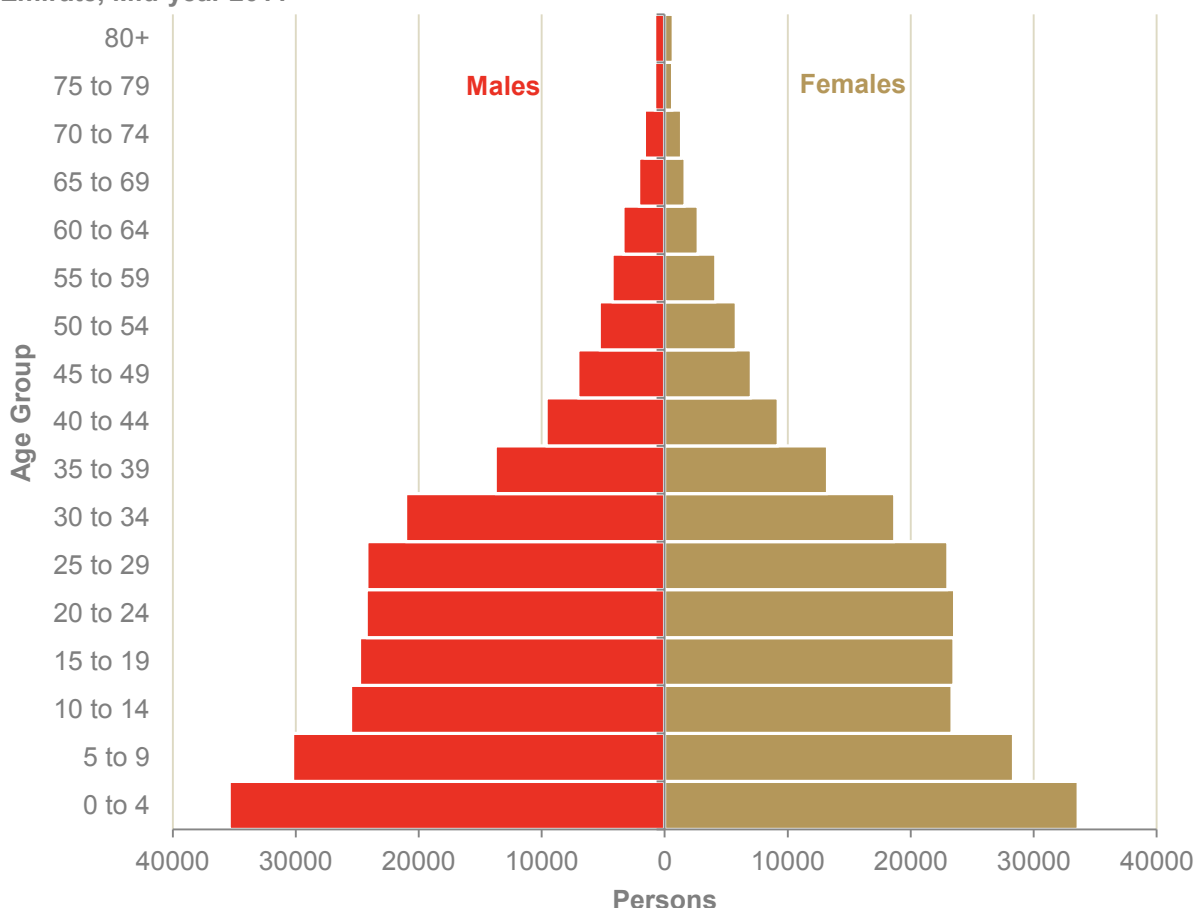
Source: Statistics Centre – Abu Dhabi, Population Estimates, mid-year 2011, Final

Age and Gender Structure of the Population

The population pyramid for citizens has a triangular shape with a broad base and a narrow top. The age cohorts of people 34 years or less are significantly larger than the age cohorts of people 35 years or more. People 34 years or less were born after 1976.

The large numbers of female citizens of the age between 25 and 34 years result in the large age-groups for children 0 to 4 years and 5 to 9 years, because the female age-groups 25 to 34 years are the main child-bearing ages. The large age-groups for citizen children 0 to 4 years and 5 to 9 years indicate strong population growth of the citizen population through natural increase.

Figure 6: Age and Gender Population Pyramid for citizens by 5-Year Age Groups, Abu Dhabi Emirate, Mid-year 2011



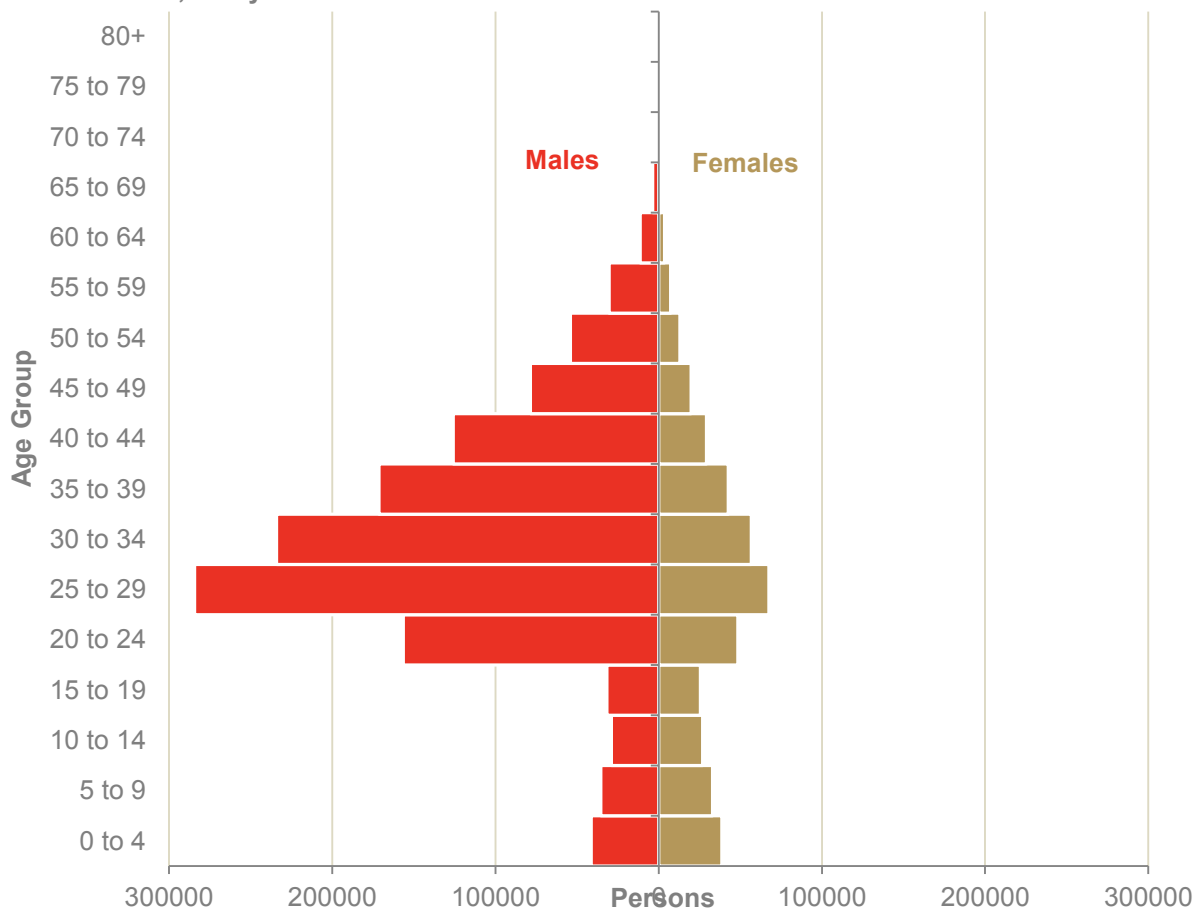
Source: Statistics Centre – Abu Dhabi, Population Estimates, mid-year 2011, Final

The age-group 80+ is larger than the age-group 75 to 79 years simply because the 80+ age group contains all people 80 years and older.

For age-groups 70 years and older the citizen population is larger than the non-citizen population.

The non-citizen population has an unusual age and gender structure, because it consists mostly of migrants coming to Abu Dhabi to work for a few years. The male non-citizen population is more than three times the size of the female non-citizen population. Almost 40.2% of male non-citizens are in the age-group 25 to 34 years, and 29.8% of females are in the same age-group.

Figure 7: Age and Gender Population Pyramid for Non-citizens by 5-Year Age Groups, Abu Dhabi Emirate, Mid-year 2011



Source: Statistics Centre – Abu Dhabi, Population Estimates, mid-year 2011, Final

The population pyramid for non-citizens has a narrow base indicating relatively few children, compared with the broad base in the population pyramid for citizens. However, the number of non-citizen children is similar to the number of citizen children.

Statistical Tables

Table 1: Population Estimates by Citizenship, Gender and Region, Abu Dhabi Emirate, mid-year 2011 .	10
Table 2: Population Estimates by Citizenship, Gender and 5 year age-groups, Abu Dhabi Emirate, mid-year 2011	11
Table 3: Population Estimates by Citizenship, Gender and 5 year age-groups, Abu Dhabi Region, mid-year 2011	12
Table 4: Population Estimates by Citizenship, Gender and 5 year age-groups, Al Ain Region, mid-year 2011.....	13
Table 5: Population Estimates by Citizenship, Gender and 5 year age-groups, Al Gharbia, mid-year 2011	14

Table 1: Population Estimates by Region, Citizenship and Gender, Abu Dhabi Emirate, Mid-year 2011

Region	Citizenship / Gender						Total
	Citizens			Non-Citizens			
	Males	Females	Total	Males	Females	Total	
Abu Dhabi Emirate	234,414	220,651	455,065	1,289,871	416,683	1,706,554	2,161,619
Abu Dhabi Region	124,138	117,338	241,476	788,926	280,083	1,069,009	1,310,485
Al Ain Region	94,051	91,954	186,005	291,768	118,072	409,840	595,845
Al Gharbia	16,225	11,359	27,584	209,177	18,528	227,705	255,289

Source: Statistics Centre – Abu Dhabi, Population Estimates, mid-year 2011

Table 2: Population Estimates by 5 year age-groups, Citizenship and Gender, Abu Dhabi Emirate, Mid-year 2011

Age Group	Citizenship / Gender						Total
	Citizens			Non-Citizens			
	Males	Females	Total	Males	Females	Total	
Total	234,414	220,651	455,065	1,289,871	416,683	1,706,554	2,161,619
0 - 4	35,416	33,615	69,031	41,330	38,690	80,020	149,051
5 - 9	30,247	28,356	58,603	35,421	32,920	68,341	126,944
10 - 14	25,536	23,365	48,901	28,889	26,886	55,775	104,676
15 - 19	24,813	23,509	48,322	31,681	25,612	57,293	105,615
20 - 24	24,257	23,572	47,829	156,419	48,443	204,862	252,691
25 - 29	24,219	23,012	47,231	284,387	67,474	351,861	399,092
30 - 34	21,059	18,691	39,750	234,204	56,808	291,012	330,762
35 - 39	13,773	13,235	27,008	171,284	42,644	213,928	240,936
40 - 44	9,629	9,221	18,850	125,809	29,375	155,184	174,034
45 - 49	7,059	7,039	14,098	78,648	19,920	98,568	112,666
50 - 54	5,329	5,816	11,145	53,994	13,007	67,001	78,146
55 - 59	4,286	4,157	8,443	30,335	7,363	37,698	46,141
60 - 64	3,394	2,713	6,107	11,373	3,571	14,944	21,051
65 - 69	2,110	1,658	3,768	3,616	1,722	5,338	9,106
70 - 74	1,650	1,362	3,012	1,422	952	2,374	5,386
75 - 79	830	645	1,475	563	528	1,091	2,566
80 +	807	685	1,492	496	768	1,264	2,756

Source: Statistics Centre – Abu Dhabi, Population Estimates, mid-year 2011

Table 3: Population Estimates by 5 year age-groups, Citizenship and Gender, Abu Dhabi Region, Mid-year 2011

Age Group	Citizenship / Gender						Total
	Citizens			Non-Citizens			
	Males	Females	Total	Males	Females	Total	
Total	124,138	117,338	241,476	788,926	280,083	1,069,009	1,310,485
0 - 4	18,461	17,378	35,839	28,191	26,255	54,446	90,285
5 - 9	16,142	14,963	31,105	23,688	21,997	45,685	76,790
10 - 14	13,439	12,271	25,710	19,230	17,644	36,874	62,584
15 - 19	13,015	12,403	25,418	18,777	16,067	34,844	60,262
20 - 24	12,377	12,582	24,959	91,749	29,613	121,362	146,321
25 - 29	12,419	12,035	24,454	177,228	44,454	221,682	246,136
30 - 34	11,045	10,176	21,221	147,046	39,025	186,071	207,292
35 - 39	7,648	7,389	15,037	103,131	29,681	132,812	147,849
40 - 44	5,624	5,216	10,840	73,382	20,572	93,954	104,794
45 - 49	4,080	3,956	8,036	45,180	14,302	59,482	67,518
50 - 54	3,009	3,176	6,185	31,138	9,438	40,576	46,761
55 - 59	2,453	2,255	4,708	18,594	5,482	24,076	28,784
60 - 64	1,852	1,469	3,321	7,592	2,712	10,304	13,625
65 - 69	1,049	810	1,859	2,432	1,293	3,725	5,584
70 - 74	801	653	1,454	898	662	1,560	3,014
75 - 79	406	298	704	342	340	682	1,386
80 +	318	308	626	328	546	874	1,500

Source: Statistics Centre – Abu Dhabi, Population Estimates, mid-year 2011

Table 4: Population Estimates by 5 year age-groups, Citizenship and Gender, Al Ain Region, Mid-year 2011

Age Group	Citizenship / Gender						Total
	Citizens			Non-Citizens			
	Males	Females	Total	Males	Females	Total	
Total	94,051	91,954	186,005	291,768	118,072	409,840	595,845
0 - 4	15,015	14,418	29,433	11,116	10,355	21,471	50,904
5 - 9	12,485	11,898	24,383	9,862	8,997	18,859	43,242
10 - 14	10,774	9,794	20,568	8,147	7,719	15,866	36,434
15 - 19	10,440	9,825	20,265	10,056	8,248	18,304	38,569
20 - 24	9,893	9,745	19,638	37,462	16,774	54,236	73,874
25 - 29	9,360	9,801	19,161	58,101	20,382	78,483	97,644
30 - 34	7,908	7,681	15,589	47,978	15,504	63,482	79,071
35 - 39	5,045	5,250	10,295	37,439	11,114	48,553	58,848
40 - 44	3,322	3,598	6,920	28,886	7,534	36,420	43,340
45 - 49	2,451	2,743	5,194	18,734	4,883	23,617	28,811
50 - 54	1,927	2,373	4,300	12,947	3,102	16,049	20,349
55 - 59	1,556	1,694	3,250	6,976	1,649	8,625	11,875
60 - 64	1,390	1,095	2,485	2,503	786	3,289	5,774
65 - 69	963	777	1,740	880	385	1,265	3,005
70 - 74	749	622	1,371	383	259	642	2,013
75 - 79	357	314	671	170	168	338	1,009
80 +	416	326	742	128	213	341	1,083

Source: Statistics Centre – Abu Dhabi, Population Estimates, mid-year 2011

Table 5: Population Estimates by 5 year age-groups, Citizenship and Gender, Al Gharbia, Mid-year 2011

Age Group	Citizenship / Gender						Total
	Citizens			Non-Citizens			
	Males	Females	Total	Males	Females	Total	
Total	16,225	11,359	27,584	209,177	18,528	227,705	255,289
0 - 4	1,940	1,819	3,759	2,023	2,080	4,103	7,862
5 - 9	1,620	1,495	3,115	1,871	1,926	3,797	6,912
10 - 14	1,323	1,300	2,623	1,512	1,523	3,035	5,658
15 - 19	1,358	1,281	2,639	2,848	1,297	4,145	6,784
20 - 24	1,987	1,245	3,232	27,208	2,056	29,264	32,496
25 - 29	2,440	1,176	3,616	49,058	2,638	51,696	55,312
30 - 34	2,106	834	2,940	39,180	2,279	41,459	44,399
35 - 39	1,080	596	1,676	30,714	1,849	32,563	34,239
40 - 44	683	407	1,090	23,541	1,269	24,810	25,900
45 - 49	528	340	868	14,734	735	15,469	16,337
50 - 54	393	267	660	9,909	467	10,376	11,036
55 - 59	277	208	485	4,765	232	4,997	5,482
60 - 64	152	149	301	1,278	73	1,351	1,652
65 - 69	98	71	169	304	44	348	517
70 - 74	100	87	187	141	31	172	359
75 - 79	67	33	100	51	20	71	171
80 +	73	51	124	40	9	49	173

Source: Statistics Centre – Abu Dhabi, Population Estimates, mid-year 2011

Glossary

Base Population

Because population estimates use the Census as its main data source, it is said to be 'based' on the latest previous Census and is referred to as the base population.

De Jure

“De Jure” is an expression that means "according to law ", as contrasted with de facto, which means "concerning fact".

A “De Jure population” is therefore the population that is legally entitled to live in an area (country). It normally refers to registered citizens and other registered persons with resident permits. This data is normally extracted from population registers, such as an ID card database or taxation records including dependants.

A “Census De Jure population count” is an approximation of the “De Jure population” from a Census count. The Abu Dhabi definition of usual residents is a “Census De Jure population count”.

The annual population estimates are for the usual resident population according to the Abu Dhabi definition (AD definition) which includes citizens away from the Emirate for any length of time. The source of input data is Census counts in which the respondents (head of household or a representative for the head of household) identifies all persons usually resident in the household.

A usual resident, AD definition, is a person who usually lives in the Emirate of Abu Dhabi. Usual residents include the UAE citizens who are either inside or outside the Emirate but usually reside in the Emirate of Abu Dhabi. It also includes all the non-citizens who intend to stay continuously in the Emirate for at least for six months or more, or those who stayed in the Emirate for at least six consecutive months prior to the census reference night.

De Jure population is a population concept under which individuals (usual residents) are attributed to a geographical area on the basis of their place of residence.

Final population estimates

Final population estimates are produced for a reference date when all data used to make the estimates are final. This usually follows the finalisation of the Census following the reference date. Final estimates can be indicated with (f) in tables, but normally no indicator is used, so the absence of an indicator, (p) preliminary or (r) revised, mean the estimates are final.

Mid-year

The reference date for mid-year estimates is 30 June each year.

Net undercount

The term “Census net undercount” is the difference between the actual Census count and the estimate of the number of people who should have been counted in the Census. For each age group by gender, citizenship and place of usual residence a net undercount adjustment is made. The net undercount is the result of Census undercount, over count, misclassification and imputation error. Adding the net undercount of people back into the population is a crucial step in arriving at the most accurate estimate of the resident population at the time of the Census.

The Census net undercount is estimated based on several different comparisons with control data, without the use of a post enumeration survey.

Preliminary population estimates

Preliminary population estimates are produced for a reference date at a point in time after the reference date but before all relevant input data are available or finalised. Preliminary estimates can be indicated with (p) in tables. Preliminary population estimates are subject to revision.

Revised population estimates

Revised population estimates are updates of preliminary population estimates for a reference date at a point in time after the reference date, and are produced when new information is obtained but before all input data for final population estimates are available or finalised. Revised estimates can be indicated with (r) in tables. When new information becomes available population estimates that are preliminary (p) can be revised, resulting in either a new revised (r) estimate or a final estimate. Revised estimates may also be revised again before final estimates are available.

Usual Resident

A usual resident of Abu Dhabi Emirate, with the De Jure AD definition, is a person who usually lives in the Emirate of Abu Dhabi. Usual residents include the UAE citizens who are outside the Emirate but usually reside in the Emirate of Abu Dhabi. It also includes all the non-citizens who have stayed or intend to stay continuously in the Emirate for at least six months.

The place of usual residence is where a usual resident sleeps most nights.

Technical Notes

Geographic change

The regional division of Abu Dhabi Emirate was changed in 2011. Previously the Emirate consisted of four regions, Abu Dhabi Region, Al Ain Region, Western Region and Emirate's Islands. In 2011 the Emirate's Islands were distributed to Abu Dhabi and Western Region forming two larger regions called Abu Dhabi Region and Al Gharbia respectively. The geographic extent of Al Ain Region remained unchanged.

In 2011, the population that was previously in Emirate's Islands was allocated to Abu Dhabi Region and Al Gharbia. About 90% of the population was allocated to Abu Dhabi Region and the remainder to Al Gharbia.

Calculation methodology

The calculation of 2011 final mid-year population estimates of usual residents assumes constant population growth rates. The calculations are based on a fixed population growth rate between population estimates for the census reference dates.

The extrapolation procedure does not include any assumptions about intercensal or post census variations of population growth. Annual variations in population growth due to variations in the component of population growth (fertility, mortality and migration) are only reflected on average during years between Censuses.

The total population estimate is derived from exponential extrapolation of four control totals (Male Citizens, Female Citizens, Male Non-citizens and Female Non-citizen). Age, gender and region population estimates are constrained to the four control totals.

See also SCAD Methodology Paper, Population Estimates, to be released soon.

Release Information

Data Release Schedule

The release date for final mid-year 2011 population estimate in this publication is indicated on the cover page.

Preliminary mid-year population estimates are then expected to be released in December of each year, including revised population estimates for the previous year.

Access to Data

Population estimates are released by SCAD in this publication, but also available in other sources, such as:

- Abu Dhabi Statistical Yearbook
- Abu Dhabi in Figures
- SCAD [web page](http://www.scad.ae/en/statistics/Pages/Statistics.aspx?ThemeID=4) (<http://www.scad.ae/en/statistics/Pages/Statistics.aspx?ThemeID=4>).

Responsibility for calculations

The role of the Statistics Centre Abu Dhabi is regulated in Law 7 of 2008. Articles 18.3 and 20.1 are relevant for what information SCAD should provide. SCAD has the responsibility to calculate and release official population estimates.

Methods for calculating population estimates should be agreed with National Bureau of Statistics.

Abu Dhabi Government entities should observe the SCAD adopted:

- Definitions,
- Classifications, and
- Technical Standards.

Law No. 7 of 2008

Article 18.3

Coordinate with the Federal Entity to approve and apply the methodologies, standards, classifications and definitions related to the statistical processes.

Article 20.1

Employees concerned with statistical work in Government entities in the Emirate shall observe the **definitions, classifications and technical standards** adopted by the Centre in the field of their work, and shall coordinate with the Centre in this regard.

Contacts

For more information about population estimates and other official statistics, please visit the statistics link on the SCAD website at <http://www.scad.ae>

Statistics Centre – Abu Dhabi

(SCAD)

Tel: +971 2 8100000

Fax: +971 2 8100800

Email: info@scad.ae

Address: P.O. Box: 6036, Abu Dhabi, United Arab Emirates

Website: www.scad.ae

