



مركز الإحصاء
STATISTICS CENTRE

Statistics of the Exporters' and Importers' Register

2nd Quarter – 2020

Released Date: June 2021



Introduction

This publication presents statistics on the value of the exports and Imports that entered or exited the territory of the Emirate of Abu Dhabi through the ports of Abu Dhabi (including air, sea and road ports) in Q2 2020, detailed by exporters'/importers' sectors, main products and top trading partners. It should be noted that the foreign trade data presented in this publication do not cover non-oil exports and imports through ports of the other Emirates in the UAE.

The data of exporter and importer records is sourced from the exporters' and importers' register of the Abu Dhabi Department of Finance – Customs Administration, and the scope of the statistics therefore is restricted to the trade flows recorded at ports under the jurisdiction of the Customs Administration. The publication also highlights the relative importance of each individual component of exporters and importers.

The data are presented according to the Standard International Trade Classification (SITC4), the Harmonized System (HS) sections and by country for total exporters and importers.

The Explanatory Notes section at the end of this publication defines the key terms and the technical concepts used in the compilation of exporters' and importers' statistics. Readers are encouraged to refer to that section while reading the statistics and information presented in the publication.

Table 1: The Value of non-oil Exports and Imports through the ports of Abu Dhabi by exporters' and importers' sector – Q2 2020

Million AED

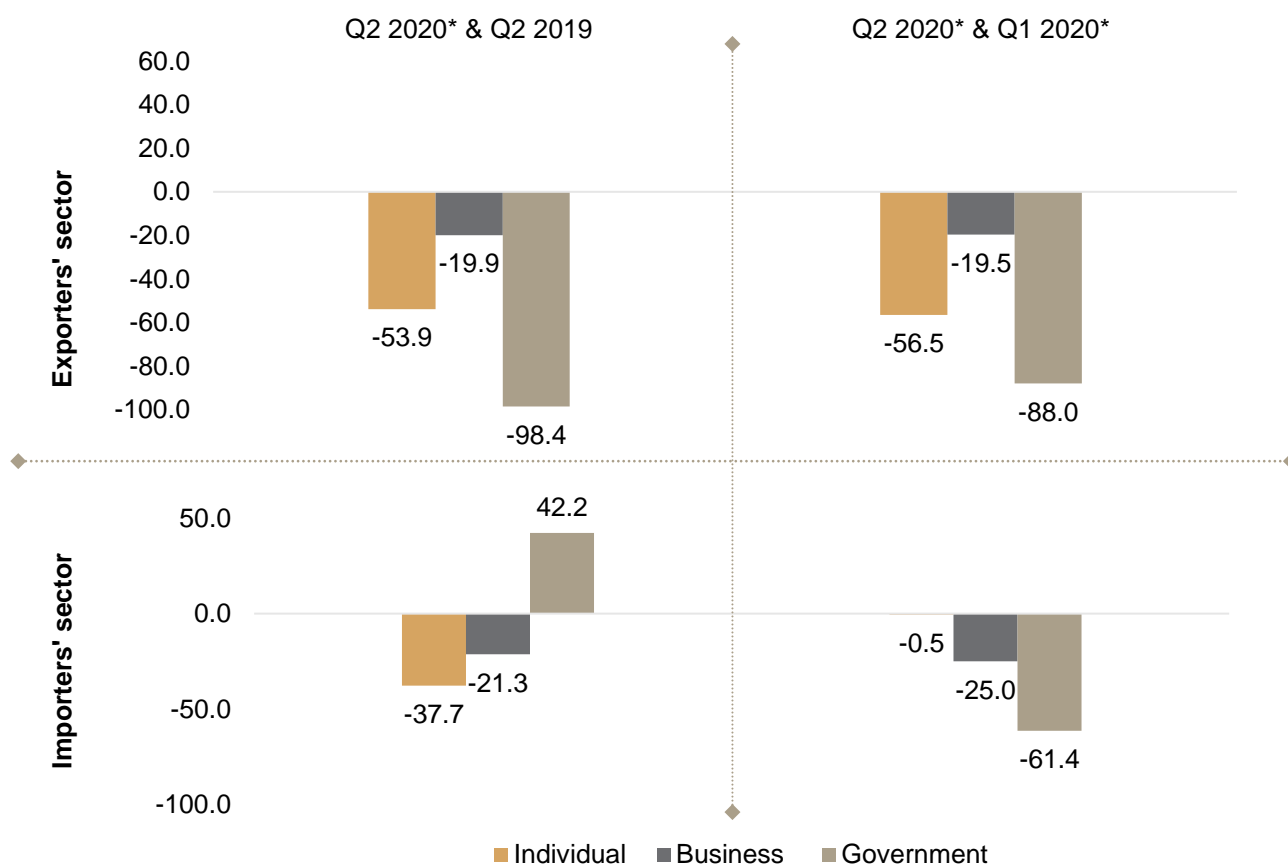
Sectors	Q2 2019	Q1 2020*	Q2 2020*
Total exports	27,269.5	26,620.3	21,043.5
Individual	798.9	848.0	368.6
Business	25,807.0	25,685.3	20,664.4
Government	663.6	87.0	10.5
Total imports	25,233.1	28,304.7	20,278.4
Individual	203.8	127.7	127.0
Business	24,299.3	25,487.4	19,113.3
Government	730.0	2,689.6	1,038.0

Source: Department of Finance – Customs Administration

*The data are preliminary

Figure 1: Percentage change in the value of non-oil exports and imports through the ports of Abu Dhabi by exporters' and importers' sector

%

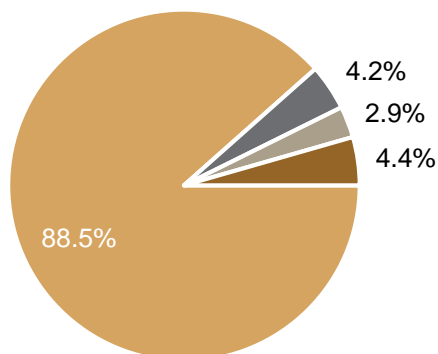


Source: Department of Finance – Customs Administration

*The data are preliminary

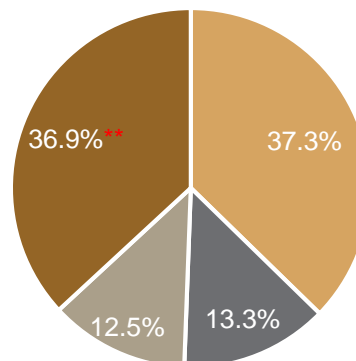
Figure 2: Percentage distribution of non-oil exports and imports through the ports Abu Dhabi by sections of the Harmonized System, Q2 2020*:

1. Main goods of individual exporters



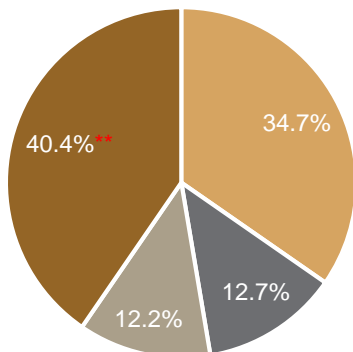
- Vehicles, aircraft & associated transport equipment
- Products of the chemical or allied industries
- Machinery equipment, sound & television recorders & reproducers, & parts thereof
- Others

2. Main goods of individual importers



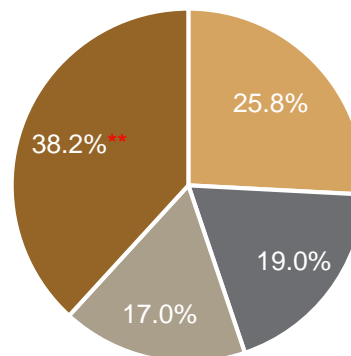
- Optical, photographic, medical, musical instruments, watches; parts thereof
- Textiles and textile articles
- Products of the chemical or allied industries
- Others

3. Main goods of business exporters



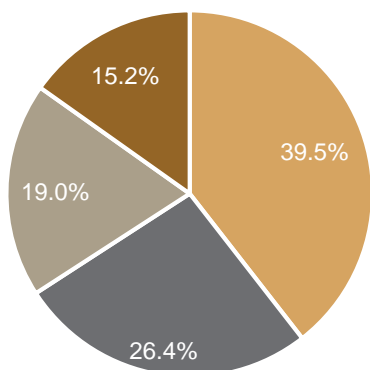
- Pearls, precious or semi-precious stones, imitation jewelry
- Base metals and articles of base metal
- Vehicles, aircraft and associated transport equipment
- Others

4. Main goods of business importers



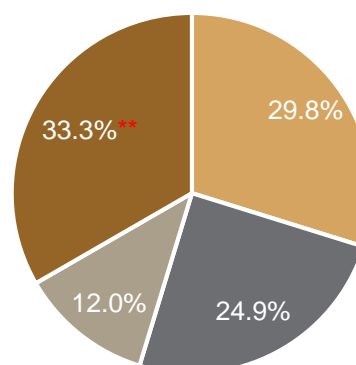
- Machinery equipment, sound & television recorders & reproducers, & parts thereof
- Base metals & articles of base metal
- Vehicles, aircraft and associated transport equipment
- Others

5. Main goods of government exporters



- Live Animals; Animal Products
- Articles of wood, articles of cork, basket ware and wickerwork
- Vehicles, aircraft and associated of transport equipment
- Others

6. Main goods of government importers



- Vehicles, aircraft and associated of transport equipment
- Machinery equipment, sound & television recorders & reproducers, & parts thereof
- Products of the chemical or allied industries
- Others

Source: Department of Finance – Customs Administration

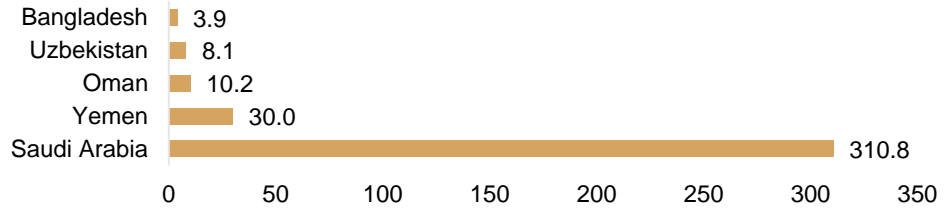
*The data are preliminary

**Note: others include a group of goods percentages less than 10% on the second limit, according to the HS code

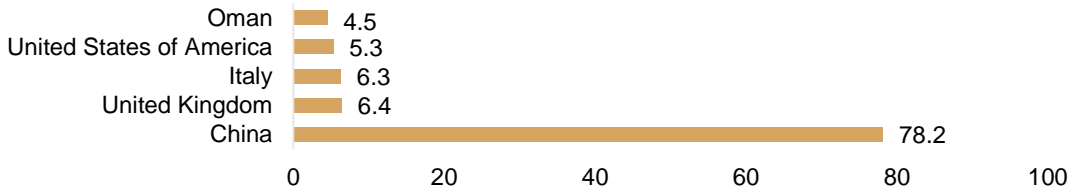
Figure 3: Non - oil Exports and Imports by exporters' and importers' sector and top trade partners, Q2 2020*:

Million AED

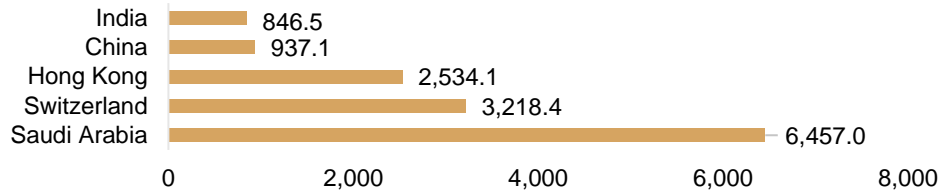
1. Individual Exporters



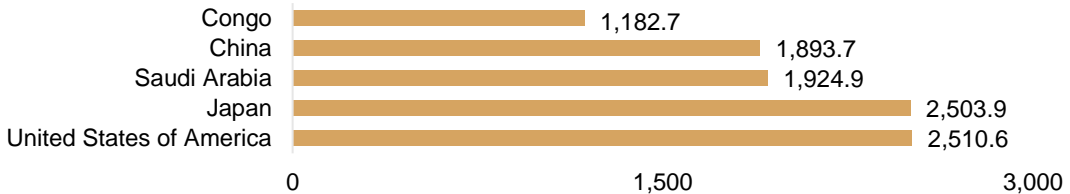
2. Individual Importers



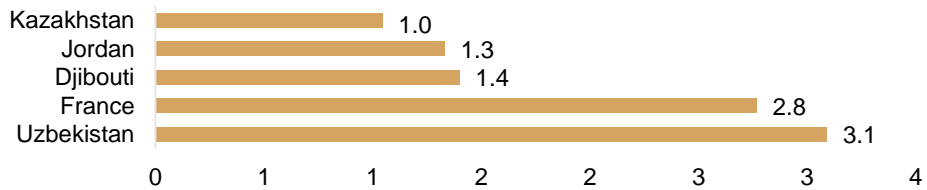
3. Business Exporters



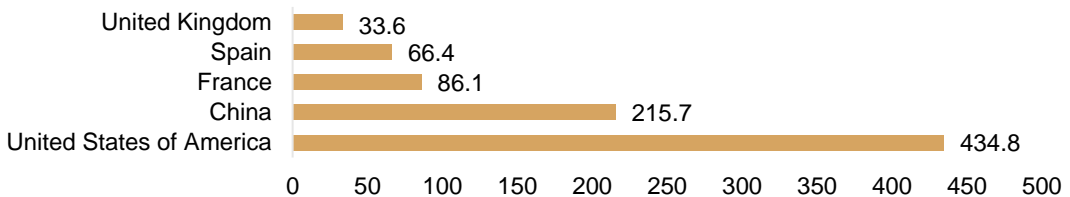
4. Business Importers



5. Government Exporters



6. Government Importers



Source: Department of Finance – Customs Administration

*The data are preliminary

Explanatory notes

Technical notes

Data source

Data are obtained from the exporters' and importers' record of the Department of Finance – Customs Administration. The data are processed and provided to Statistic Centre – Abu Dhabi for further editing, compilation and reclassified according to statistical classifications for foreign trade statistics.

Valuation

In line with the World Customs Organization (WCO) agreement on valuation:

- Exports (including re-exports) are valued free on board (fob), which represents the value at the export border, and includes inland freight costs and packaging
- Imports are valued on the cost insurance and freight (c.i.f.) basis, which represents the value at the import border, and includes the additional cost of freight and insurance in transporting the goods internationally

Revision Policy

Monthly estimates of Foreign Trade are released on the following schedule: “Preliminary” estimates, based on administrative data that are incomplete or subject to further revision by the source agency, are released near the end of the second month after the end of the reference month. No further updates are incorporated into the monthly Foreign Trade statistics until the source finalize its data four months after the end of the reference calendar year.

These revisions are necessary to incorporate definition and classification changes or to reflect the introduction of new and improved methodologies and new data.

New methods, definitions, techniques, systems, guidelines, classifications

Changes due to the introduction of a new method, guidelines, technique or classification system can lead to revisions after the time series data have been finalized. For instance, in 2019, the methodology for the registration of customs declarations of exports and re-exports was modified by the Customs Department to include all goods exported from the ports of the Emirate of Abu Dhabi regardless of the source of those goods. The non-oil exports series was revised for 2015-2020 to provide users with an updated statistical time series of Foreign Trade data to users

Notes on Paragraphs and Tables

- Changes (levels and %) in all tables are based on unrounded numbers.
- Relative importance is calculated as the ratio between the value of the sub-group and the total value for all groups, expressed as a percentage.
- Totals in some tables may not add up due to rounding. (There may be differences in totals and percentages as a result of mathematical operations)
- The data for 2020 are preliminary.

Symbols used

- ‘-‘ The value not available
- ‘0’ Approximately to zero
- n.e.s. Denotes ‘not elsewhere specified.’

Glossary

This publication contains certain terms specific to foreign merchandise trade and necessary when analyzing the trade statistics of Abu Dhabi Emirate. They include the following terms:

Exporter and importer register

Is an official book in the Department of Finance – Customs Administration and contains data about exports or imports of goods by individuals, companies and entities through the ports of the Emirate of Abu Dhabi

Exporter & Importer

Means the natural or legal person exporting or importing the goods.

Imports

Imports are goods that enter Abu Dhabi’s customs and economic district from various parts of the world, excluding other emirates in the United Arab Emirates, and receive customs clearance. Goods are considered imports regardless of whether they enter the Emirate directly or are retrieved from customs warehouses, temporary entry areas or free zones inside the country. These goods receive customs clearance in order to become part of Abu Dhabi’s merchandise balance.

Non-oil Exports

Non-oil exports include goods that are entirely produced locally or in whose production process local resources are used. Non-oil exports through the ports of Abu Dhabi include goods that were produced in other Emirates in the United Arab Emirates. Oil is excluded from these goods. These goods leave Abu Dhabi’s customs and economic district to the outside world, reducing the Emirate’s non-oil merchandise trade deficit. In this publication, the value of exports is the sum of exports and re-exports.

Individual sector

Represent natural persons residing in the Emirate of Abu Dhabi (citizens and non-nationals) who import and export through the ports of the Emirate of Abu Dhabi.

Business sector

Represent all local and foreign companies and establishments operating in the Emirate of Abu Dhabi that have imported and exported through the ports of the Emirate of Abu Dhabi.

Government sector

Represent all ministries, federal and local departments and diplomatic bodies operating in the Emirate of Abu Dhabi that have imported and exported through the ports of the Emirate of Abu Dhabi.

Classifications

The non-oil foreign merchandise trade statistics are presented in accordance with the two main internationally recommended output classifications: Harmonized System (HS) and Standard International Trade Classification (SITC4).

If users require statistics by the detailed Harmonized Commodity Description and Coding System (HS), these are available from SCAD on request. The HS is an input classification, and is the basis on which traders record goods with Customs.

Attachments

- Tables of non-oil foreign merchandise trade by Harmonized System (HS) code.
- Tables of non-oil foreign merchandise trade by Standard International Trade Classification (SITC4).
- Tables of non-oil foreign merchandise trade by countries.

Disclaimer and Terms of use

SCAD produces official statistics for the benefit of government, communities, individuals, and businesses. SCAD shall not be liable for any loss or damage suffered by the user following the misuse of the statistics supplied in good faith by SCAD. Users of official statistics are responsible for determining when and how to use the statistics for specific purposes. The user exempts SCAD from any legal obligation related to errors that may occur outside its control or without its knowledge. The user also waives the right to obtain compensation for losses or damages that may be caused as a result of any error.

SCAD's official statistics are protected under copyright laws, except where otherwise indicated. The contents of this publication may be reproduced, in whole or in part, and by any means, without further permission from SCAD, provided that SCAD is fully acknowledged as follows:

Source: Statistics Centre – Abu Dhabi, year of publication, name of product, catalogue number, reference period and page(s).

Further information

For more information about the report or other official statistics, please send an email to: info@scad.gov.ae or visit SCAD website at <http://www.scad.gov.ae>



مركز الإحصاء
STATISTICS CENTRE

رؤيتنا: الريادة والابتكار في الإحصاء
Our Vision: Leadership and Innovation in Statistics



www.scad.gov.ae



adstatistics