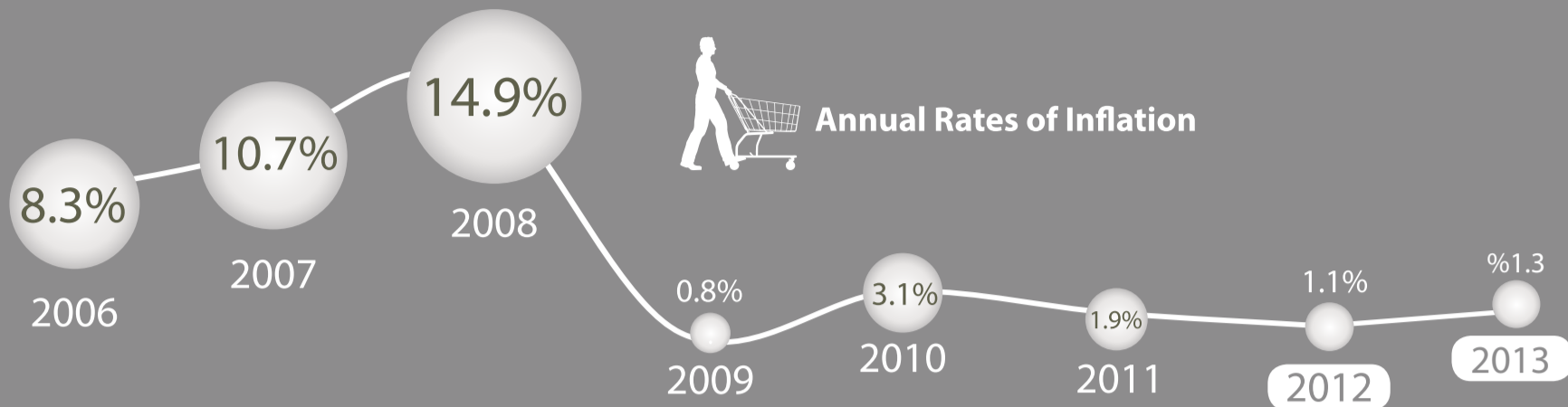


Inflation in Abu Dhabi

September 2014



مركز الإحصاء
STATISTICS CENTRE



Inflation

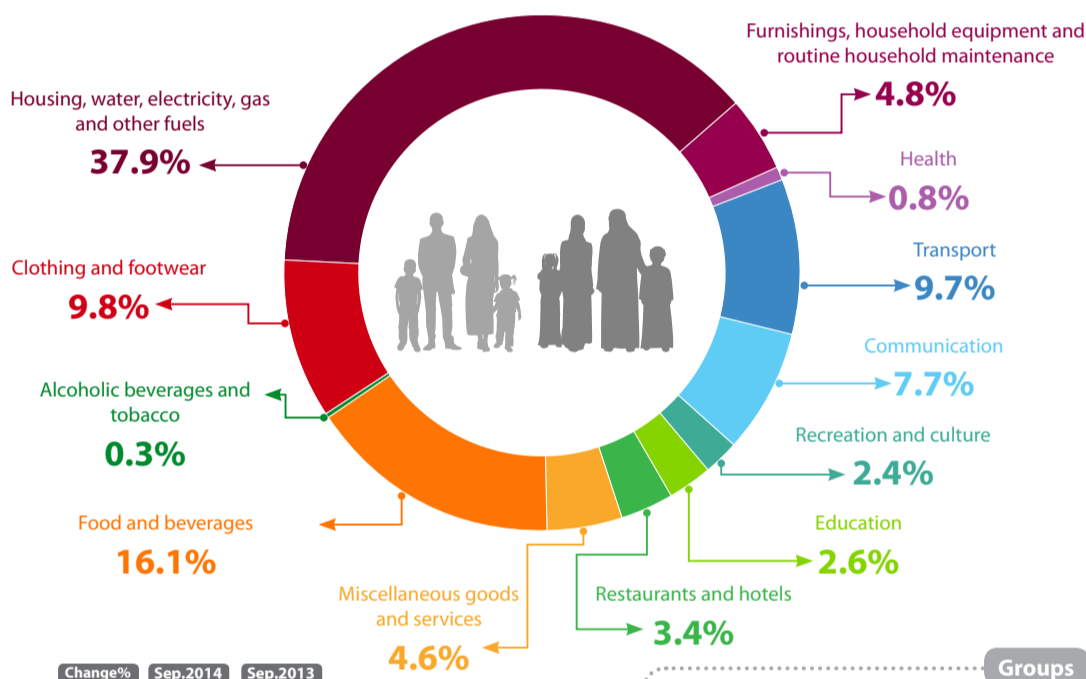
The inflation rate is a measure of how prices are changing over time. It is calculated as the percentage change in the level of prices (CPI) between two time periods.

CPI during 2013 & 2014

	Jan	Feb	Mar	Apr	May	Jun	July	Aug	Sep	Oct	Dec	Dec
2013	123.5	123.2	123.5	123.2	123.6	124.1	124.7	125.0	125.9	125.7	125.9	126.0
2014	126.0	126.3	126.4	126.8	127.0	128.8	128.7	129.3	130.6			
Change%	1.2%▲	2.6%▲	2.4%▲	2.9%▲	2.8%▲	3.8%▲	3.2%▲	3.5%▲	3.7%▲			

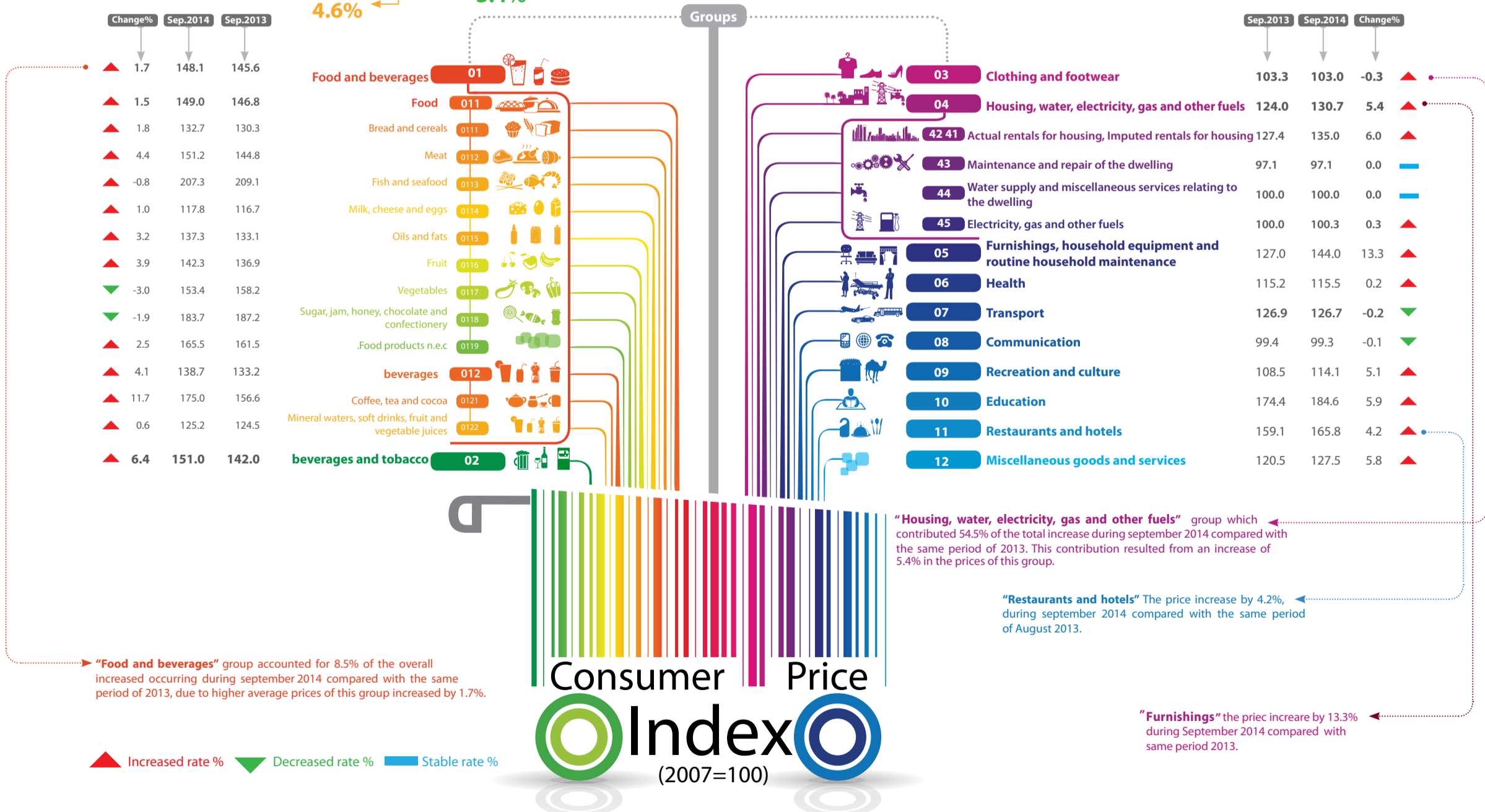
Each month, across Abu Dhabi, SCAD collects the prices of hundreds of goods and services (collectively called the 'basket'). The total cost of this basket for a given month is calculated as an index number (e.g. 123.5). This index number is called the Consumer Price Index or CPI.

Main Expenditure Groups



Weights

Households will spend more on some expenditure groups than other groups. To represent the average spending patterns of consumers, the calculation of the CPI uses weights. That is, the goods and services in the basket are weighted according to the share they constitute of the total consumer spending. In other words, if the household spending for a given month was AED 1,000, then, on average, "Food and beverages" might represent AED 161 (or 16.1 percent), while "Housing", would represent AED 379, or 37.9 percent of total expenditure.



Key points:

- The inflation rate of consumer prices was 3.7% in September 2014 compared with same month in 2013.
- The CPI Increase by 1.0% in September 2014 compared with August 2014.

For More Information please Visit: www.scad.ae



adstatistics