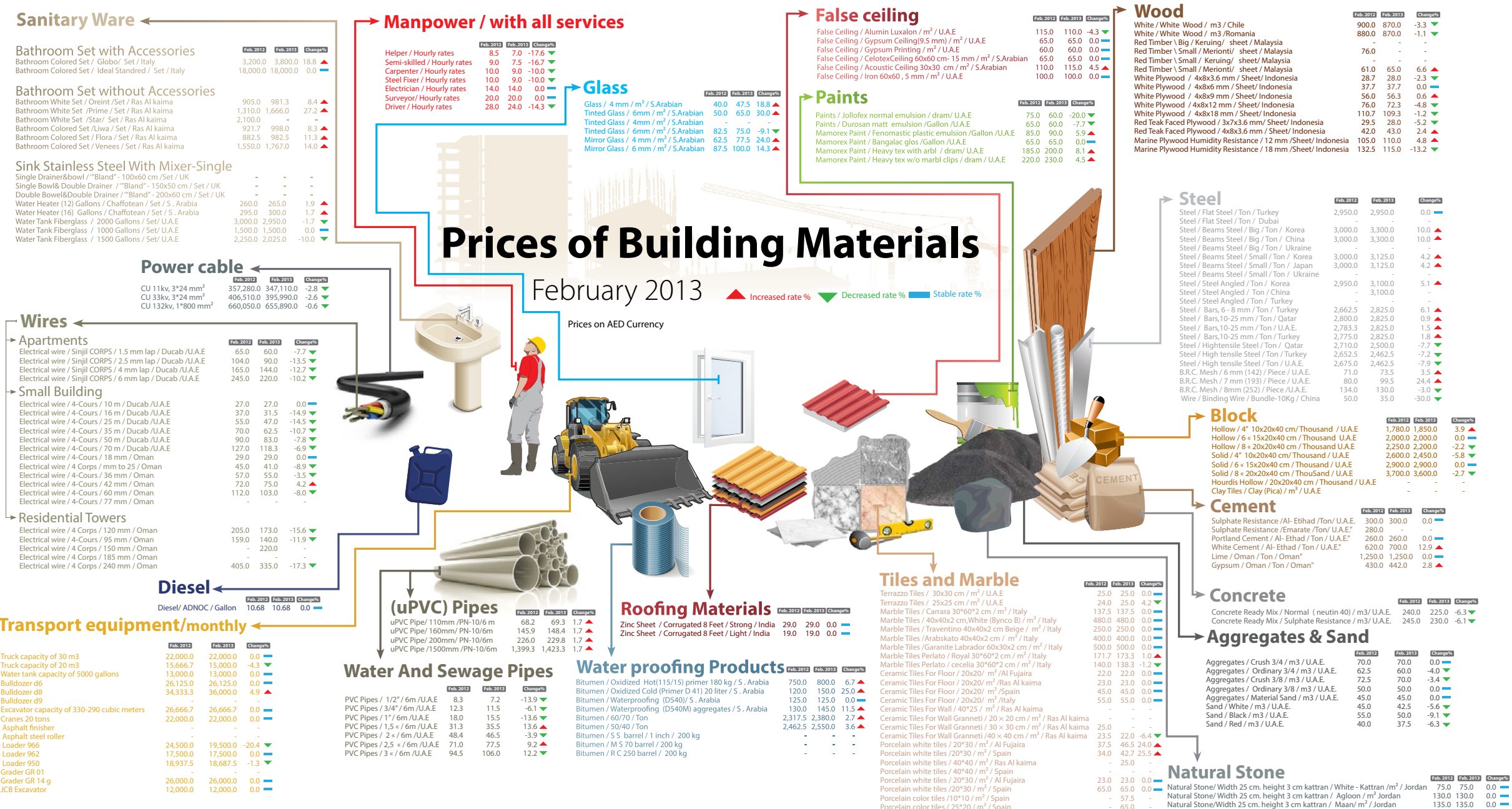


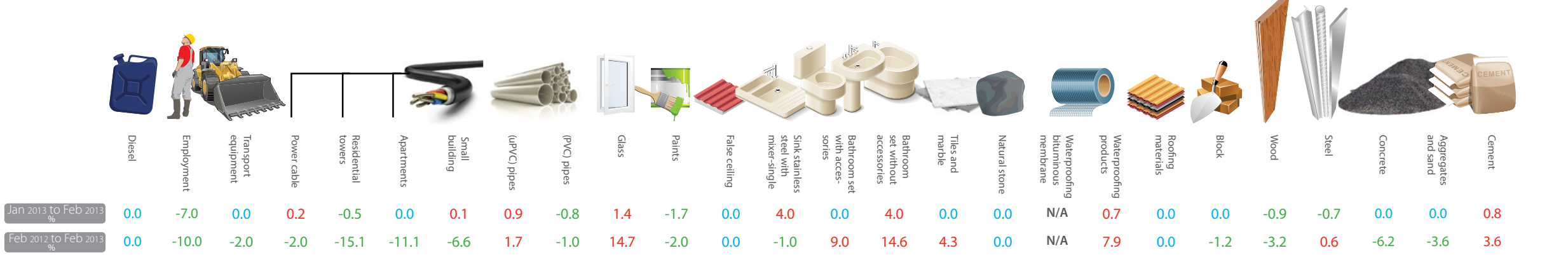


Building Material Prices February 2013

مركز الإحصاء
STATISTICS CENTRE



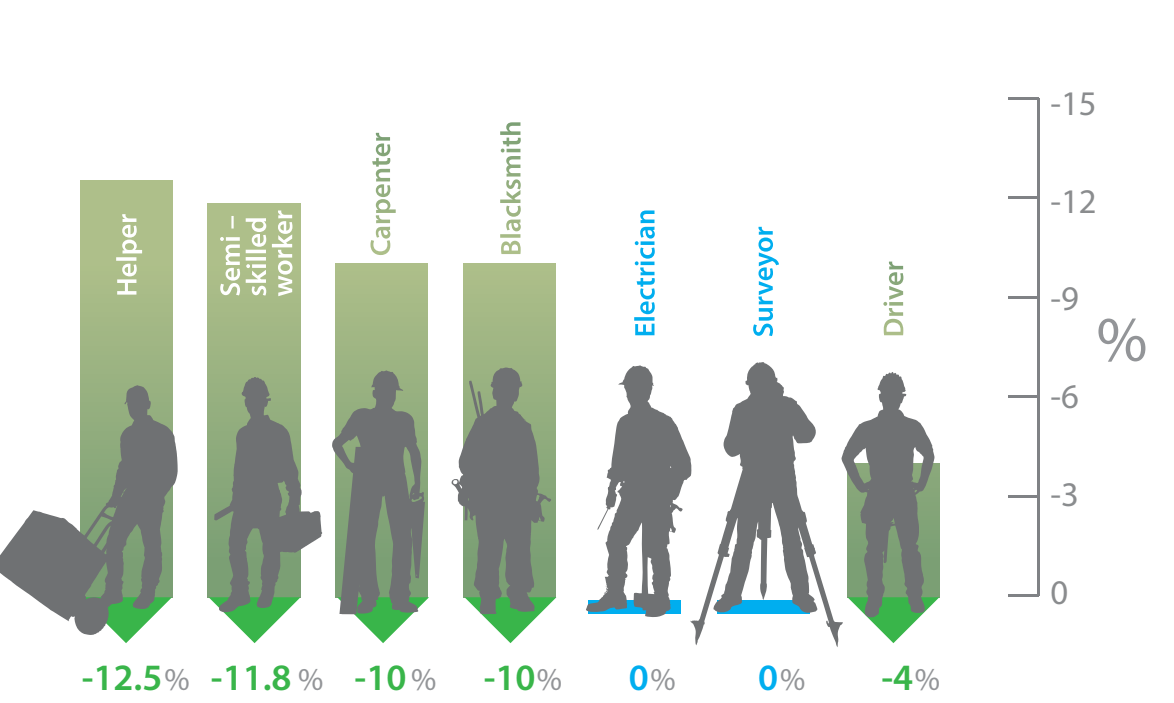
Percentage change in the monthly average prices of building materials for February 2013, compared with January 2013 and February 2012.




Key Points

- ▲ During February 2013 the average prices of the "Sanitary ware- bathroom set without accessories" and "Sanitary ware- sink stainless steel with mixer-single" increased by 4.0 for each, "Glass", "Pipes (uPVC)" and "Cement" groups increased by 1.4%, 0.9% and 0.8% respectively, compared with January 2013.
- ▼ During February 2013 the average prices of the "Employment" group decreased by 7.0%, while the "Paints", "Wood" and "Steel" groups decreased by 1.7%, 0.9% and 0.7% respectively compared with January 2013.
- ▲ During February 2013 the average prices of "Glass" increased by 14.7%, "Sanitary ware- bathroom set without accessories" by 14.6%, "Sanitary ware- bathroom set with accessories" by 9.0%, "Waterproofing products" by 7.9% and "Tiles and Marble" by 4.3% compared with February 2012.
- ▼ During February 2013, the average prices of "Wires for residential towers", "Wires for apartments", "Employment" and "Wires for small building" decreased by 15.1%, 11.1%, 10.0% and 6.6% respectively, compared with the same period in the previous year.

Percentage change of manpower during Jan 2013 to Feb 2013



The number of housing units completed in the Emirate of Abu Dhabi during the fourth quarter 2012



Source: Statistics Centre - Abu Dhabi