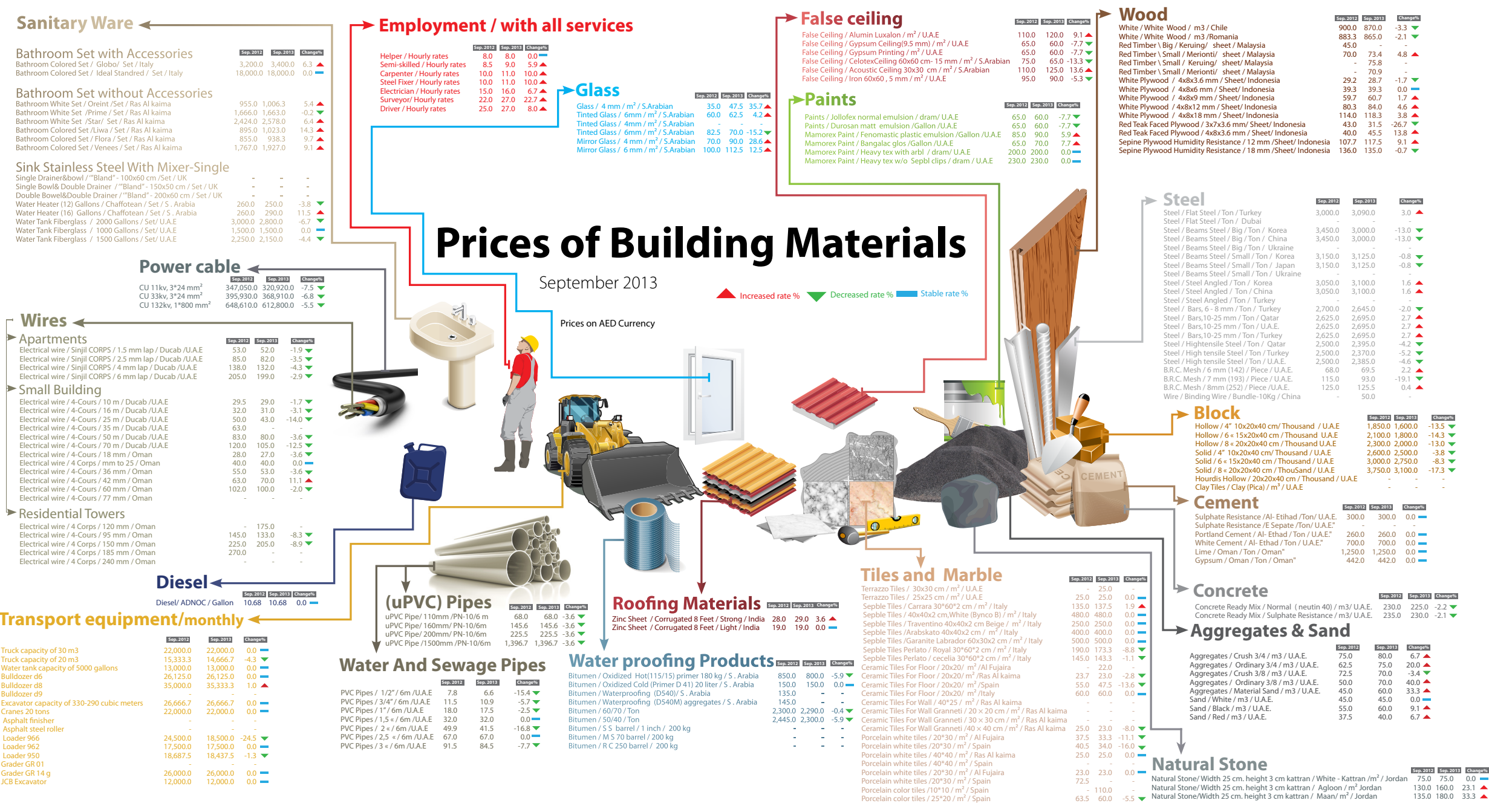
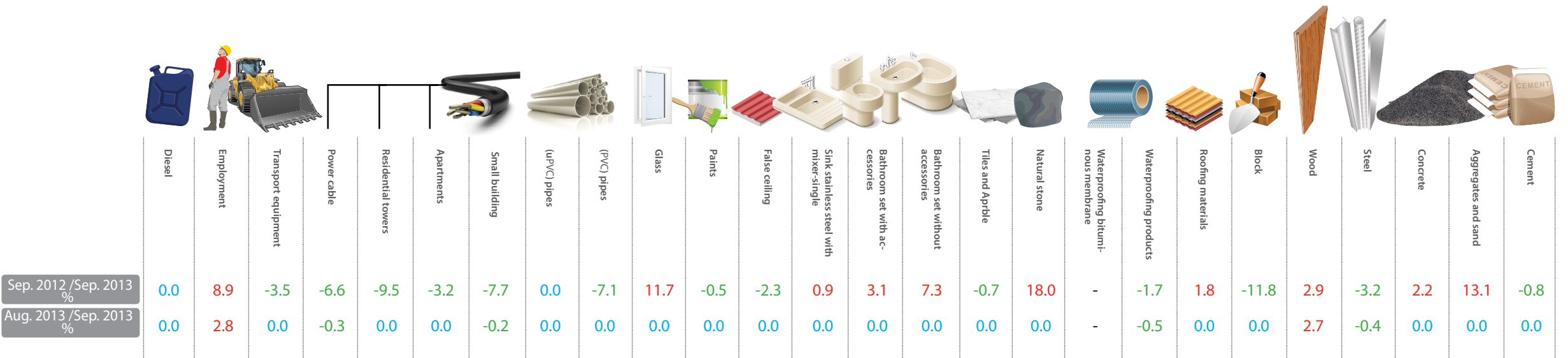




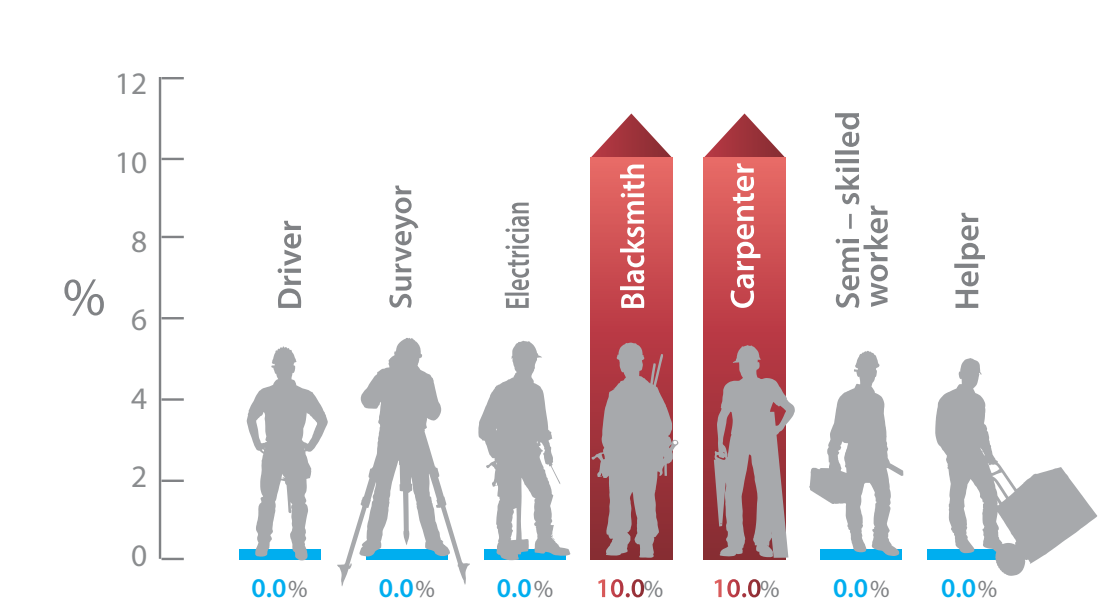
# Building Material Prices September 2013



Percentage change in the monthly average prices of building materials for Sep 2013, compared with Aug 2013 and Sep 2012.



Percentage change of employment group during August 2013 to September 2013



## Key points

- This publication provides an analysis of the movement of the average prices of building materials during the month of September 2013 compared with August 2013 and September 2012. The key changes were:
- ▲ During September 2013 the average prices of the "Employment" and "Wood" groups increased by 2.8% and 2.7% respectively, compared with August 2013.
  - ▼ During September 2013 the average prices of the "Waterproofing products" group decreased by 0.5%, "Steel" by 0.4% and "Power cable" by 0.3% compared with August 2013.
  - ▲ During September 2013 the average prices of "Natural stone" increased by 18.0%, "Aggregates and sand" by 13.1%, "Glass" by 11.7% and "Employment" by 8.9% compared with September 2012.
  - ▼ During September 2013, the average prices of "Block", "Wires for residential towers", "Wires for small building" and "(PVC) Pipes" decreased by 11.8%, 9.5%, 7.7% and 7.1% respectively, compared with the same period in the previous year.