



مركز الإحصاء
STATISTICS CENTRE

Building Materials Price Statistics

December 2014

January 2015

Introduction

The monthly publication of Building Materials Price Statistics is of great significance as building material prices are deemed to be important economic indicators for planning and research in various fields. They are also used in the compilation of indices of the construction activity and for the calculation of GDP at constant prices.

Statistical centres all over the world collect prices of building materials used by a large segment of people. As a result of the urban development and the constant growth in the construction sector in the Emirate, Statistics Centre – Abu Dhabi collects price data for these materials on a regular basis.

The movements of prices of 21 groups from the key building materials are included in this publication (table 4). This information helps decision and policy makers and researchers in planning and making sound decisions in support of the building materials sector and other sectors associated with it.

Key Points

This publication provides an analysis of the movement of the average prices of building materials during the month of December 2014 compared with November 2014 and December 2013, and during the fourth quarter of 2014 compared with the third quarter of 2014 and fourth quarter of 2013. The key changes were:

- During December 2014 the average prices of the 'Tiles and marble' and 'Sanitary ware- Bathroom set without accessories' groups increased by 3.6% and 0.7% respectively, compared with November 2014.
- During December 2014 the average prices of the 'Employment' group decreased by 8.8%, 'Pipes (uPVC)' by 3.0% and 'Power cable' by 2.4%, compared with November 2014.
- During December 2014 the average prices of 'Concrete' increased by 6.9%, 'Wires for apartment' by 5.9%, 'Block' by 4.6%, and 'Cement' by 3.9%, compared with December 2013.
- During December 2014, the average prices of 'Wires for residential towers', Pipes (uPVC) and 'Paints' decreased by 10.3%, 7.7% and 7.1% respectively, compared with the same period in the previous year.
- During the fourth quarter of 2014 compared with the third quarter of 2014, the average price of the 'Employment' group increased by 7.2%, 'Wires for apartment' group by 3.2% and 'Wires for small building' increased by 1.9%. While the average prices of 'Pipes (PVC)', 'Paints' and 'Power cable' decreased by 4.3%, 3.5%, and 3.2% respectively,
- During the fourth quarter of 2014 compared with the same period in the previous year, the average prices of 'Wires for apartment', 'Block' and 'Concrete' increased by 5.7% and 4.6% and 3.8% respectively. The average prices of 'Wires for residential towers', 'Wires for small building' and 'Employment' fell by 9.6%, 6.3% and 5.5% respectively.

1. Key changes in the monthly average prices of building materials for December 2014 compared with November 2014

The building materials groups have seen a change in the average prices in December 2014 compared with November 2014, with increases ranging between 0.7% for the 'Sanitary ware- Bathroom set without accessories' group and 3.6% for the 'Tiles and marble' group. Decreases ranging from 2.4% for the 'Power cable' group to 8.8% for the 'Employment' group were recorded.

Employment

The average wages of 'Employment' decreased by 8.8% in December 2014 compared with November 2014. Table (1) shows decreases ranged between 5.3% and 15.4%.

Table (1): Percentage change in the average wages of the employment group during December 2014 compared with November 2014

Serial No.	Employment	Average wages of November 2014 (AED/ h)	Average wages of December 2014 (AED/ h)	Percentage Change %	
1	Helper \ Hourly rates	8.0	7.5	-6.3	▼
2	Semi – skilled worker \ Hourly rates	8.5	8.0	-5.9	▼
3	Carpenter \ Hourly rates	9.5	9.0	-5.3	▼
4	Blacksmith \ Hourly rates	9.5	9.0	-5.3	▼
5	Electrician \ Hourly rates	16.0	14.0	-12.5	▼
6	Surveyor \ Hourly rates	28.0	25.0	-10.7	▼
7	Driver \ Hourly rates	26.0	22.0	-15.4	▼

Source: Statistics Centre – Abu Dhabi

Note: The table presents the average hourly labor rate including food, accommodation, and transport and safety equipment

Power cable

The average prices of 'Power cable' decreased by 2.4% in December 2014 compared with November 2014, as a result of decreases in all items in this group.

Table (2): Percentage change in the average prices of the power cable group during December 2014 compared with November 2014

Serial No.	Power cable	Average prices of November 2014 (AED)	Average prices of December 2014 (AED)	Percentage Change %	
1	CU 11 KV \ 3*240 mm ² \ 1 km	307,650	299,620	-2.6	▼
2	CU 33 KV \ 3*240 mm ² \ 1 km	355,180	346,870	-2.3	▼
3	CU 132 KV \ 1*800 mm ² \ 1 km	593,770	580,590	-2.2	▼

Source: Statistics Centre – Abu Dhab

Tiles and marble

The 'Tiles and marble' group increased by 3.6% in December 2014, as a result of an increase in some items in this group compared with November 2014.

Pipes (uPVC)

The average prices of 'Pipes (uPVC)' decreased by 3.0% in December 2014 compared with November 2014.

Table (3): Percentage change in the average prices of the pipes (uPVC) group during December 2014 compared with November 2014

Serial No.	Pipes (uPVC)	Average prices of November 2014 (AED)	Average prices of December 2014 (AED)	Percentage Change %
1	uPVC Pipe \ 110mm \ PN-10 \ 6 m	66.1	64.0	-3.1 ▼
2	uPVC Pipe \ 160 mm \ PN-10 \ 6m	144.0	137.0	-4.9 ▼
3	uPVC Pipe \ 200 mm \ PN-10 \ 6m	217.0	212.2	-2.2 ▼
4	uPVC Pipe \ 1500 mm \ PN-10 \ 6m	1,340.0	1,314.2	-1.9 ▼

Source: Statistics Centre – Abu Dhabi

2. Key changes in the monthly average prices of building materials for December 2014 compared with December 2013

The monthly average prices for 13 groups of building materials have decreased in December 2014 compared with December 2013. The fall ranged between 0.4% for 'Wood' and 10.3% for 'Wires for residential towers'.

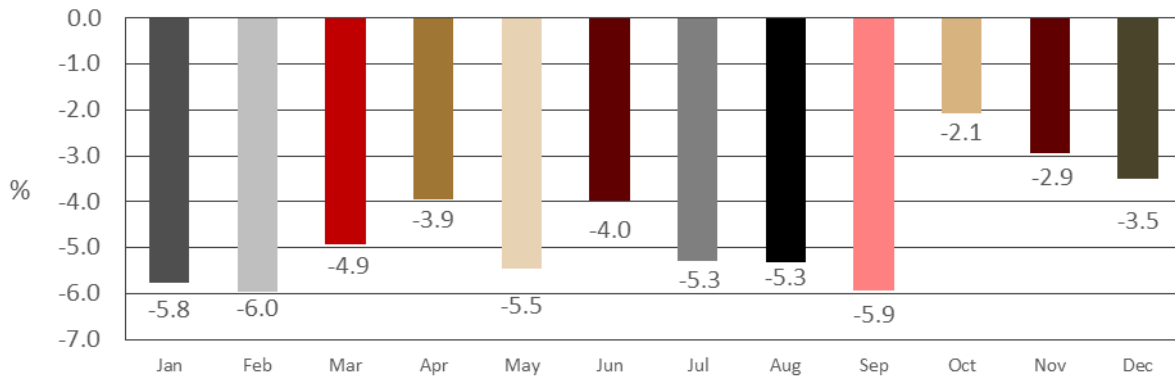
Wires

The average prices of 'Wires' decreased in December 2014 compared with December 2013. 'Wires for residential towers' accounted for the largest decrease of 10.3%, followed by 'Small buildings' with 6.4%, while 'Wires for apartment' increased by 5.9%.

Steel

The average prices of 'Steel' decreased by 3.5% in December 2014, as a result of decreases in most items in this group compared with December 2013.

Figure (1): Percentage change in monthly average prices of the steel group during 2014 compared with 2013

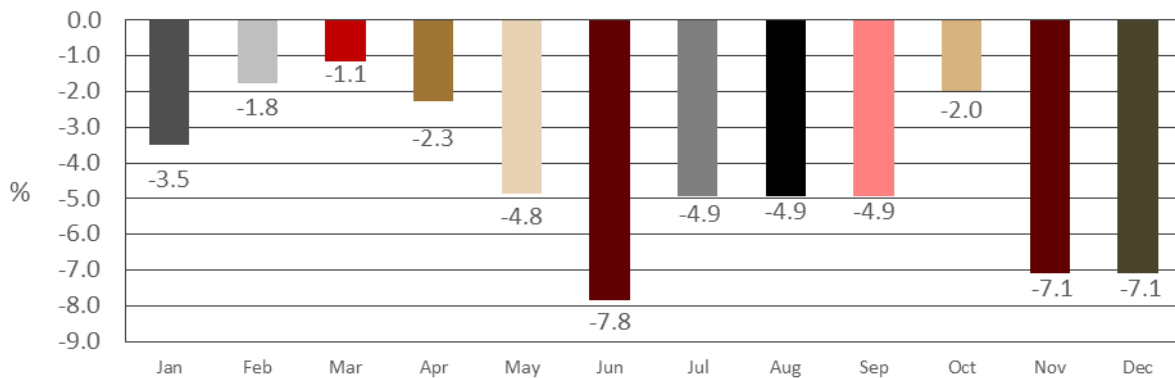


Source: Statistics Centre – Abu Dhabi

Paints

The average prices of ‘Paints’ decreased by 7.1% in December 2014 compared with December 2013.

Figure (2): Percentage change in monthly average prices of the paints group during 2014 compared with 2013



Source: Statistics Centre – Abu Dhabi

Some building materials items have seen an increase in December 2014 compared with December 2013.

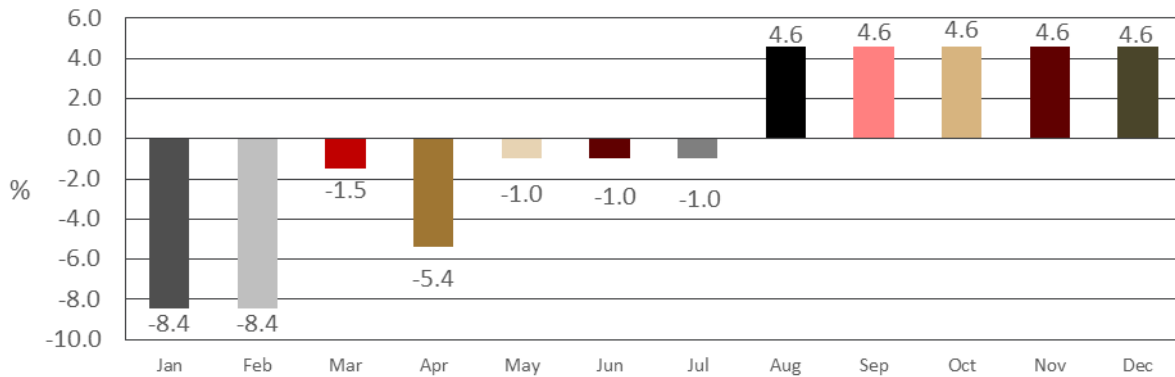
Concrete

The average prices of ‘Concrete’ increased by 6.9% in December 2014 compared with December 2013, as a result of increases in all items in this group.

Block

The 'Block' group increased by 4.6% in December 2014 compared with December 2013.

Figure (3): Percentage change in monthly average prices of the block group during 2014 compared with 2013

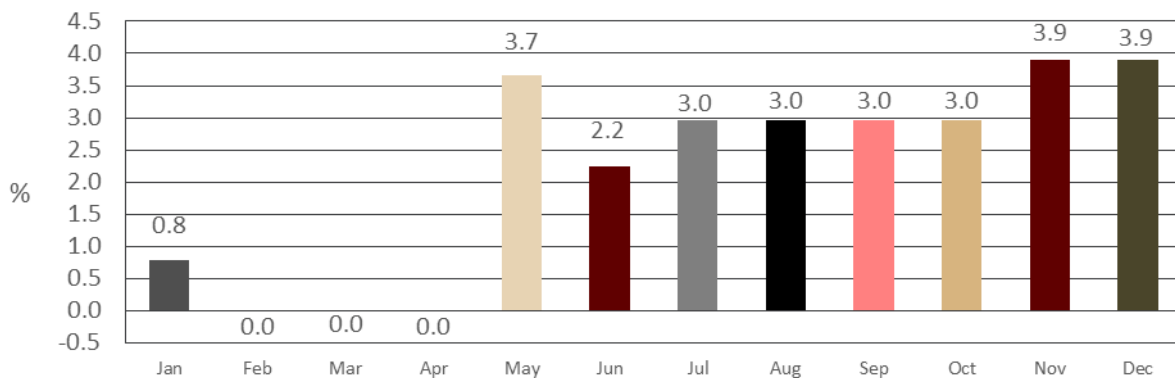


Source: Statistics Centre – Abu Dhabi

Cement

The average prices of 'Cement' increased by 3.9% in December 2014 compared with December 2013, with most items in the group recording an increase.

Figure (4): Percentage change in monthly average prices of the cement group during 2014 compared with 2013



Source: Statistics Centre – Abu Dhabi

3. Building materials prices for Q4 2014 compared with Q3 2014

Most of the commodity groups of building materials recorded higher average prices during Q4 2014 compared with Q3 2014.

Increases ranged between 0.2% for 'Sanitary ware- Bathroom set without accessories' and 7.2% for the 'Employment' group. While the average price for ten groups showed no change in Q4 2014 compared with Q3 2014.

A number of commodity group prices decreased in Q4 2014 compared with Q3 2014, the average prices of '(PVC) Pipes' decreased by 4.3%, while 'Paints', 'Power cable' and '(uPVC) Pipes' decreased by 3.5%, 3.2% and 2.4% respectively.

4. Building materials prices for Q4 2014 compared with Q4 2013

The average prices of building materials showed variations with some increasing during Q4 2014 compared with Q4 2013.

The price increases ranged between 0.2% for 'Sanitary ware- Bathroom set without accessories' and 5.7% for 'Wires for apartment'. In addition, 'Block' increased by 4.6%, 'Concrete' by 3.8% and also 'Cement' by 3.6%.

While decreases ranged between 0.6% for 'False ceiling' and 9.6% for 'Wires for residential towers', while 'Wires for apartment' decreased by 6.3% and 'Employment' by 5.5%.

The average price for 'Diesel', 'Natural stone', 'roofing materials' and 'Sanitary ware- Bathroom set with accessories' groups stabilized during Q4 2014, compared with Q4 2013.

Table (4): Percentage change in monthly average prices of building materials for December 2014, compared with November 2014 and December 2013.

Serial No.	Commodity groups	Percentage change December 2014 / November 2014	Percentage change December 2014 / December 2013
1	Cement	0.0	3.9
2	Aggregates and sand	0.0	2.8
3	Concrete	0.0	6.9
4	Steel	0.0	-3.5
5	Wood	0.0	-0.4
6	Block	0.0	4.6
7	Roofing materials	0.0	0.0
8	Waterproofing products	0.0	-1.8
9	Waterproofing bituminous membrane	n.a.	n.a.
10	Natural stone	0.0	0.0
11	Tiles and marble	3.6	1.6
12	Sanitary ware		
12.1	Bathroom set without accessories	0.7	0.7
12.2	Bathroom set with accessories	0.0	0.0
12.3	Sink stainless steel with mixer-single	0.0	-1.4
13	False ceiling	0.0	0.0
14	Paints	0.0	-7.1
15	Glass	0.0	-3.0
16	Pipes		
16.1	(PVC) pipes	0.0	-1.9
16.2	(uPVC) pipes	-3.0	-7.7
17	Wires		
17.1	Small building	0.0	-6.4
17.2	Apartments	0.0	5.9
17.3	Residential towers	0.0	-10.3
18	Power cable	-2.4	-6.3
19	Transport equipment	0.0	-1.4
20	Employment	-8.8	-3.9
21	Diesel	0.0	0.0

(n.a.): means not available

Source: Statistics Centre – Abu Dhabi

Table (5): Percentage change in the quarterly average prices of building materials for Q4 2014, compared with Q3 2014 and Q4 2013.

Serial No.	Commodity groups	Percentage change Q4 2014/ Q3 2014	Percentage change Q4 2014/ Q4 2013
1	Cement	0.0	3.6
2	Aggregates and sand	0.9	2.8
3	Concrete	0.0	3.8
4	Steel	-1.6	-2.8
5	Wood	0.9	0.9
6	Block	0.0	4.6
7	Roofing materials	0.0	0.0
8	Waterproofing products	-0.6	-0.7
9	Waterproofing bituminous membrane	n.a.	n.a.
10	Natural stone	0.0	0.0
11	Tiles and marble	1.2	-0.8
12	Sanitary ware		
12.1	Bathroom set without accessories	0.2	0.2
12.2	Bathroom set with accessories	0.0	0.0
12.3	Sink stainless steel with mixer-single	0.0	-1.4
13	False ceiling	0.0	-0.6
14	Paints	-3.5	-5.4
15	Glass	-1.2	-2.4
16	Pipes		
16.1	(PVC) pipes	-4.3	-1.7
16.2	(uPVC) pipes	-2.4	-5.3
17	Wires		
17.1	Small building	1.9	-6.3
17.2	Apartments	3.2	5.7
17.3	Residential towers	1.7	-9.6
18	Power cable	-3.2	-4.3
19	Transport equipment	0.0	-1.4
20	Employment	7.2	-5.5
21	Diesel	0.0	0.0

(n.a.): means not available

Source: Statistics Centre – Abu Dhabi

Methodology of Building Material Statistics

The current methodology for Building Materials Price Statistics including conceptual basis, construction of the basket, data collection, validation, processing procedures, averaging and treatment of missing values, and potential sources of error are described in the Building Materials Price Statistics 2013 publication, which is available on SCAD's website at <http://www.scad.ae>.

Building Materials Price Statistics, for January 2015 will be released on 15 February 2015. For more information about prices and other official statistics, please visit the SCAD website at <http://www.scad.ae>.

Disclaimer

While all care and diligence has been taken with the compilation of official statistics, the Statistics Centre – Abu Dhabi gives no warranty that the information, data or statistics, supplied are free of errors. SCAD shall not be liable for any loss or damage suffered by the user following the direct or indirect use of the statistics supplied in good faith by SCAD. Users of Official Statistics are responsible for determining when and how to use the statistics for specific purposes.

w w w . s c a d . a e

هاتف: +971 2 8100000 فاكس: +971 2 8100800

صندوق بريد: 6036، أبوظبي، إ.ع.م